

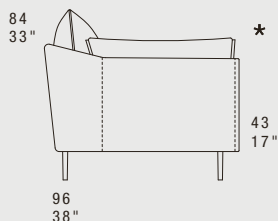
# NEW YORK

## STANDARD FEATURES

- Hard wood frame, seat suspensions in reinforced elastic webbing.
- Seat depth 61 cm - 24".
- Seat height 43 cm - 17".
- Armrest width 25 cm - 10".
- Armrest height 70 cm - 28".
- Seat cushions in polyurethane covered with wadding.
- Back cushions in polyurethane covered with feather.
- Armrest cushions in polyurethane covered with feather.
- Metal legs height 14 cm - 7", available in all Gamma customizing finishes.
- Folding bed not available.
- All corner elements include one C0113 throw pillow free of charge.
- Stitching CUC 522 with detail in leather or gros grain.

## CARATTERISTICHE STANDARD

- *Struttura in legno e multistrato, molleggio seduta con cinghie elastiche.*
- *Profondità seduta 61 cm.*
- *Altezza seduta 43 cm.*
- *Larghezza braccio 25 cm.*
- *Altezza braccio 70 cm.*
- *Cuscini seduta in poliuretano rivestiti in falda.*
- *Cuscini schienale in poliuretano con materassina in piuma.*
- *Cuscini braccio in poliuretano con materassina in piuma.*
- *Piedi in metallo altezza 14 cm, disponibili in tutte le finiture Gamma.*
- *Inserimento letto non possibile.*
- *Gli elementi con angolo hanno il cuscino volante C0113 compreso nel prezzo.*
- *Cucitura CUC 522 con dettaglio in pelle o gros grain.*

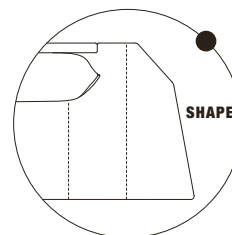


## NOTES

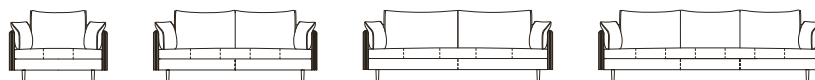
- Dimensions: the first figure shows sizes in centimeters, the second in inches.
- Mixing above groups (X - J) will create sectionals with different seat widths.
- Corner pieces S/D01 and E20 are odd pieces and can be used with all above groups X - J.
- Suggested pillows C0113 and C0116.
- Suggested headrest PG016.
- Stitching styles 500 and 500C are not recommended.

## NOTE

- *Dimensioni: la prima cifra indica i centimetri, la seconda cifra indica i pollici.*
- *Utilizzando elementi di famiglie diverse (X-J) si avranno composizioni con sedute di larghezza diverse tra di loro.*
- *Gli elementi S/D01 e E20 possono essere utilizzati indifferentemente con i gruppi X-J.*
- *Cuscini consigliati C0113 e C0116.*
- *Poggiatesta consigliato PG016.*
- *Le cuciture 500 e 500C non sono consigliate.*



**PNO** 115 / 45"    **D2** 190 / 75"    **D3** 220 / 87"    **D3M** 260 / 102"



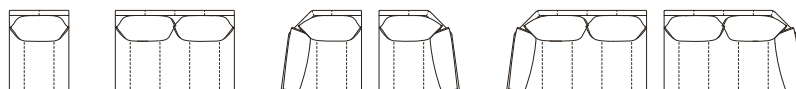
**S43** 225 / 89"    **D43** 225 / 89"    **S44** 255 / 100"    **D44** 255 / 100"



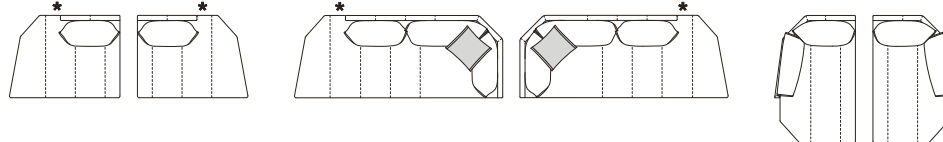
## X

all items in group X have the same seat width / tutti gli elementi del gruppo X hanno lo stesso modulo di seduta

**E22** 70 / 28"    **E24** 140 / 55"    **S23** 95 / 37"    **D23** 95 / 37"    **S21** 165 / 65"    **D21** 165 / 65"



**S25** 130 / 51"    **D25** 130 / 51"    **S38** 245 / 96"    **D38** 245 / 96"    **S29** 95 / 37"    **D29** 95 / 37"

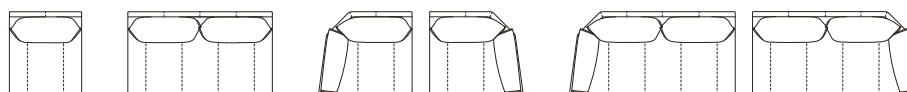


DEPTH 150 / 59"

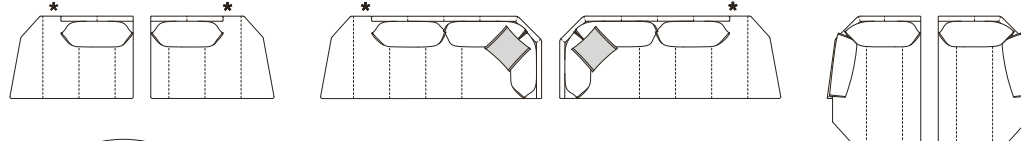
## J

all items in group J have the same seat width / tutti gli elementi del gruppo J hanno lo stesso modulo di seduta

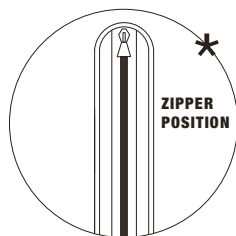
**E11** 85 / 33"    **E15** 170 / 67"    **S13** 110 / 43"    **D13** 110 / 43"    **S03** 195 / 77"    **D03** 195 / 77"



**S17** 145 / 57"    **D17** 145 / 57"    **S05** 260 / 102"    **D05** 260 / 102"    **S31** 110 / 43"    **D31** 110 / 43"

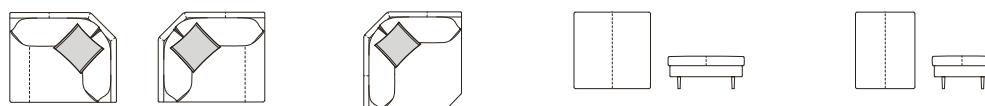


DEPTH 150 / 59"



**ZIPPER POSITION** THE ZIPPER IS ON THE ARM FRONT AND ON THE EXTERNAL TERMINALS OF THE SECTIONAL

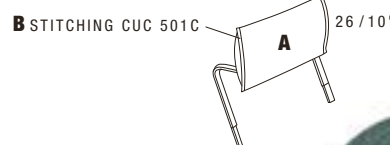
**S01** 115X96 / 45X38"    **D01** 115X96 / 45X38"    **E20** 115X115 / 45X45"    **EV4** 90X90XH.43 / 35X35XH.17"    **EV2** 70X90XH.43 / 28X35XH.17"



**C0113** SUGGESTED PILLOW 50X50 / 20X20"

**C0116** SUGGESTED LUMBAR PILLOW 65X30 / 26X12"

**PG016** SUGGESTED HEADREST 65 / 26" 12 / 5" 26 / 10"



**DETAIL CUC 522**

