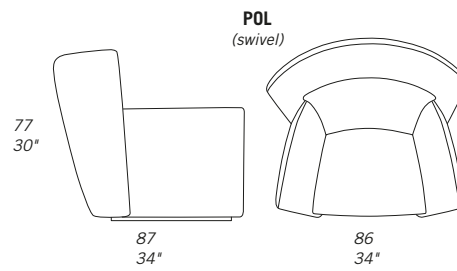
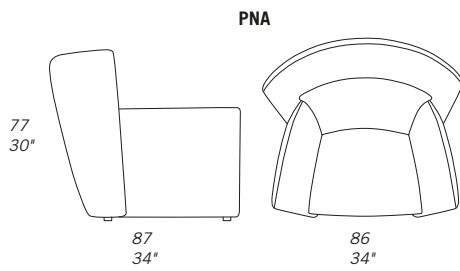
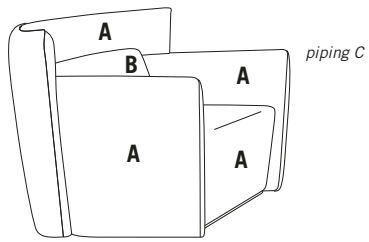


TULIP



NOTES

- Dimensions: the first figure shows sizes in centimeters, the second in inches.
- Swivel base in chrome, brushed and painted black metal.
- Please advise covers for A, B and C.

NOTE

- *Dimensioni: la prima cifra indica i centimetri, la seconda cifra indica i pollici.*
- *Base girevole in cromato, cromato satinato e in metallo verniciato nero.*
- *Si prega di specificare i rivestimenti A, B e C.*

STANDARD FEATURES

- Hard wood frame, seat suspensions in reinforced elastic webbing.
- Seat depth 50 cm - 20".
- Seat height 41 cm - 16".
- Seat width 60 cm - 24".
- Seat cushion and frame in polyurethane covered with dacron wadding.
- Lumbar support in feather.
- Wood legs height 3,5 cm - 1" ½.
- Stitching CUC 501B.

CARATTERISTICHE STANDARD

- *Struttura in legno e multistrato, molleggio seduta con cinghie elastiche.*
- *Profondità seduta 50 cm.*
- *Altezza seduta 41 cm.*
- *Larghezza seduta 60 cm.*
- *Imbottitura seduta e scocca in poliuretano rivestito in falda di dacron.*
- *Poggiareni in piuma.*
- *Piedi in legno altezza 3,5 cm.*
- *Cucitura CUC 501B.*