

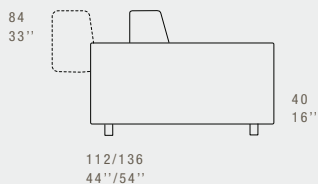
# SOHO

## STANDARD FEATURES


- Hard wood frame, seat suspensions in reinforced elastic webbing.
- Seat depth 66/106 cm - 26/42".
- Seat height 40 cm - 16".
- Armrest width 30 cm - 12".
- Armrest height 59 cm - 23".
- Seat cushions in polyurethane covered with feather.
- Back cushions in polyurethane covered with feather.
- Wood legs height 8 cm - 3".
- Folding bed not available.
- Moveable back cushions on all the skus, corner unit included.
- All corner elements include one C34 throw pillow free of charge.
- Stitching CUC 500.

## CARATTERISTICHE STANDARD


- Struttura in legno e multistrato, molleggio seduta con cinghie elastiche.
- Profondità seduta 66/106 cm.
- Altezza seduta 40 cm.
- Larghezza braccio 30 cm.
- Altezza braccio 59 cm.
- Cuscini seduta in poliuretano con materassina in piuma.
- Cuscini schienale in poliuretano con materassina in piuma.
- Piedi in legno altezza 8 cm.
- Inserimento letto non possibile.
- Movimento del cuscino schienale su tutti gli elementi compreso l'angolo.
- Gli elementi con angolo E01 hanno il cuscino volante C34 compreso nel prezzo.
- Cucitura CUC 500.



**D2M**  
220 / 87"



**D3**  
240 / 94"



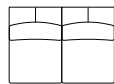
## Y

all items in group Y have the same seat width / tutti gli elementi del gruppo Y hanno lo stesso modulo di seduta

**E10**  
80 / 31"



**E14**  
160 / 63"



**S12**  
110 / 43"



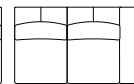
**D12**  
110 / 43"



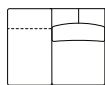
**S02**  
190 / 75"



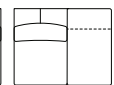
**D02**  
190 / 75"



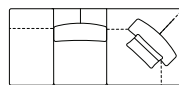
**S16**  
144 / 57"



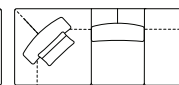
**D16**  
144 / 57"



**S04**  
256 / 101"



**D04**  
256 / 101"



**S30**  
110 / 43"



**D30**  
110 / 43"



DEPTH 152-176 / 60"- 69"

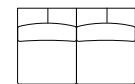
## J

all items in group J have the same seat width / tutti gli elementi del gruppo J hanno lo stesso modulo di seduta

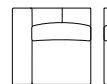
**E11**  
90 / 35"



**E15**  
180 / 71"



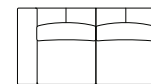
**S13**  
120 / 47"



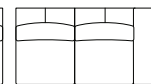
**D13**  
120 / 47"



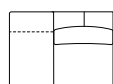
**S03**  
210 / 83"



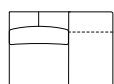
**D03**  
210 / 83"



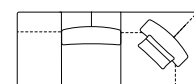
**S17**  
154 / 61"



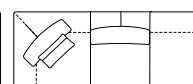
**D17**  
154 / 61"



**S05**  
266 / 105"



**D05**  
266 / 105"



**S31**  
120 / 47"



**D31**  
120 / 47"

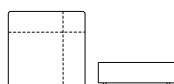


DEPTH 152-176 / 60"- 69"

**E01**  
112X112 / 44X44"



**EV4**  
112X112XH.42 / 44X44XH.17"



**C34 SUGGESTED LUMBAR PILLOW**  
66X25 / 26X10"



## NOTES

- Dimensions: the first figure shows sizes in centimeters, the second in inches.
- Mixing above groups (Y - J) will create sectionals with different seat widths.
- Corner piece E01 is an odd piece and can be used with all above groups Y - J.
- Suggested pillow C34.
- For more pillows please check accessories price list.

## NOTE

- Dimensioni: la prima cifra indica i centimetri, la seconda cifra indica i pollici.
- Utilizzando elementi di famiglie diverse (Y - J) si avranno composizioni con sedute di larghezza diverse tra di loro.
- L'elemento E01 può essere utilizzato indifferentemente con i gruppi Y - J.
- Cuscino consigliato C34.
- Cuscini decorativi in diverse dimensioni e finiture vedi listino accessori.